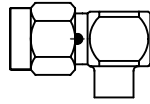




Specificatin No.	Connector	Cable type
SH070227-01	AX-219LP , AX-358LP	SC-219/50 , SC-358/50 series

Supplied parts



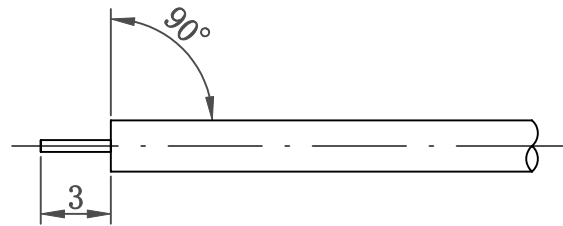
Body



Screw lid

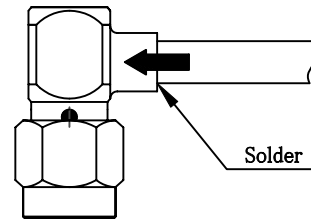
1. Strip cable

- (1) Strip center conductor 3.0mm per diagram.
Do not damage center conductor.
Cut cable end needs to be plain.

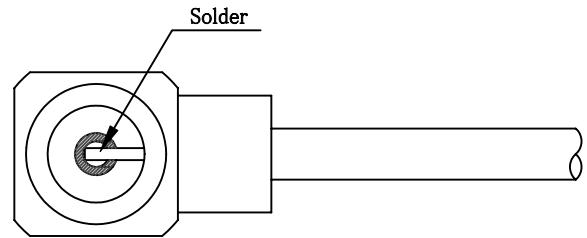


2-1 . Slide cable into connector until it stops.

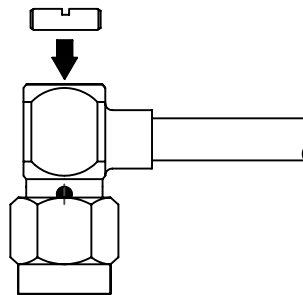
2-2 . Solder the body onto the cable.



3. Solder inner conductor.



4. Put a lid on.



* Please try to solder in a short time.

Date	Drawn	Checked	Approved
28.Mar.2017	Kasai	Seino	Kasai